

# Harlow

## Stables & Shelters

Stabling Ranges - Racecourses

Storage Structures - Field Shelters

### STABLING OF DISTINCTION

Part of the **Harlow**  
Timber Group



# CONTENTS

## 01

### Buildings we offer

---

#### Stabling Ranges:

- Straight, L-Shape, U-Shape
- American Barn

#### Versatile / Outbuildings

- Mobile Field Shelter

- Sport Facilities & Other

## 02

### Additional Extras

---

- Re-roofing

- Replacements

- Site Visits

- Manufacturing Capabilities



## TRUSTED FOR DECADES

Having started off creating poultry sheds nearly 100 years ago, Harlow Timber Group (formerly Harlow Bros) has built a reputation for our quality timber and unique timber profiling.

Since starting our 'Stables & Shelters' department in 1927, we've worked with the majority of British racecourses, respected national equestrian venues, professional and private yards along with bespoke 'builds-at-home'. Ongoing development throughout our long history has ensured that the quality of our buildings continues to be the foundation of our success.

We pride ourselves on a seamless process from beginning to end; with our highly skilled team of in-house designers, craftsmen and erectors ensuring a quality build.

We understand the importance of the investment and how crucial a safe, secure, quality structure is.

Work with Harlow's, a company you can trust.




Contact Us

[stablesandshelters@harlowbros.co.uk](mailto:stablesandshelters@harlowbros.co.uk)

01509 842561







Our straight stabling options are competitively priced and excellent for those wanting a repetitive row of 2+ looseboxes.

Our expert team work from standard 12 x 12' sizing + a 4ft overhang, but custom specification alternations are frequently asked for and available.

Your stabling block needs to be practical, suitable and perfect to suit your vision.

Need a tack room?

Want to add a feed room?

No problem, chat to our team about how best to utilise your space.

**STABLING:  
STRAIGHT**

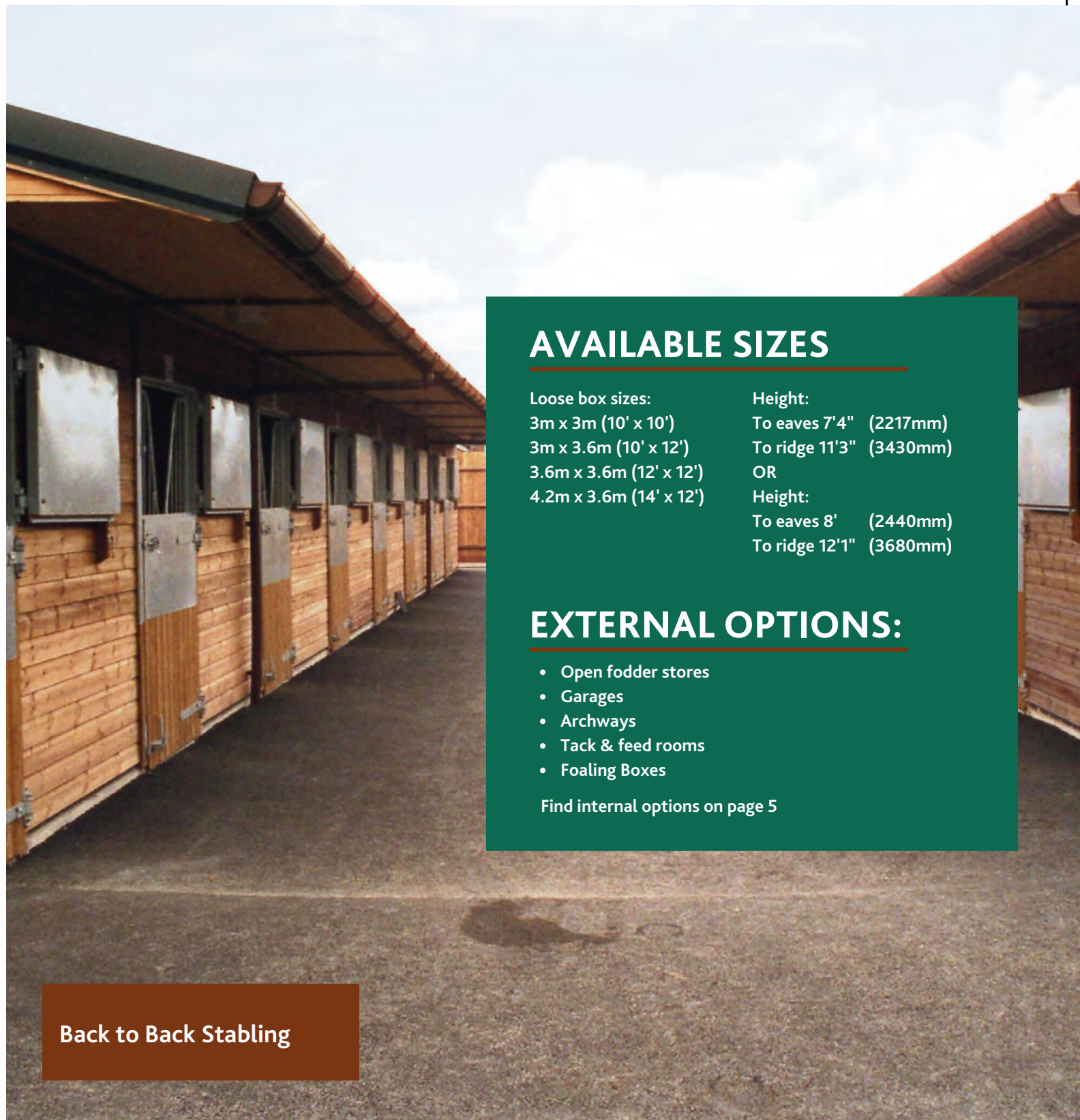


Racing Yards



4ft Overhang

Back to Back Stabling



## AVAILABLE SIZES

### Loose box sizes:

- 3m x 3m (10' x 10')
- 3m x 3.6m (10' x 12')
- 3.6m x 3.6m (12' x 12')
- 4.2m x 3.6m (14' x 12')

### Height:

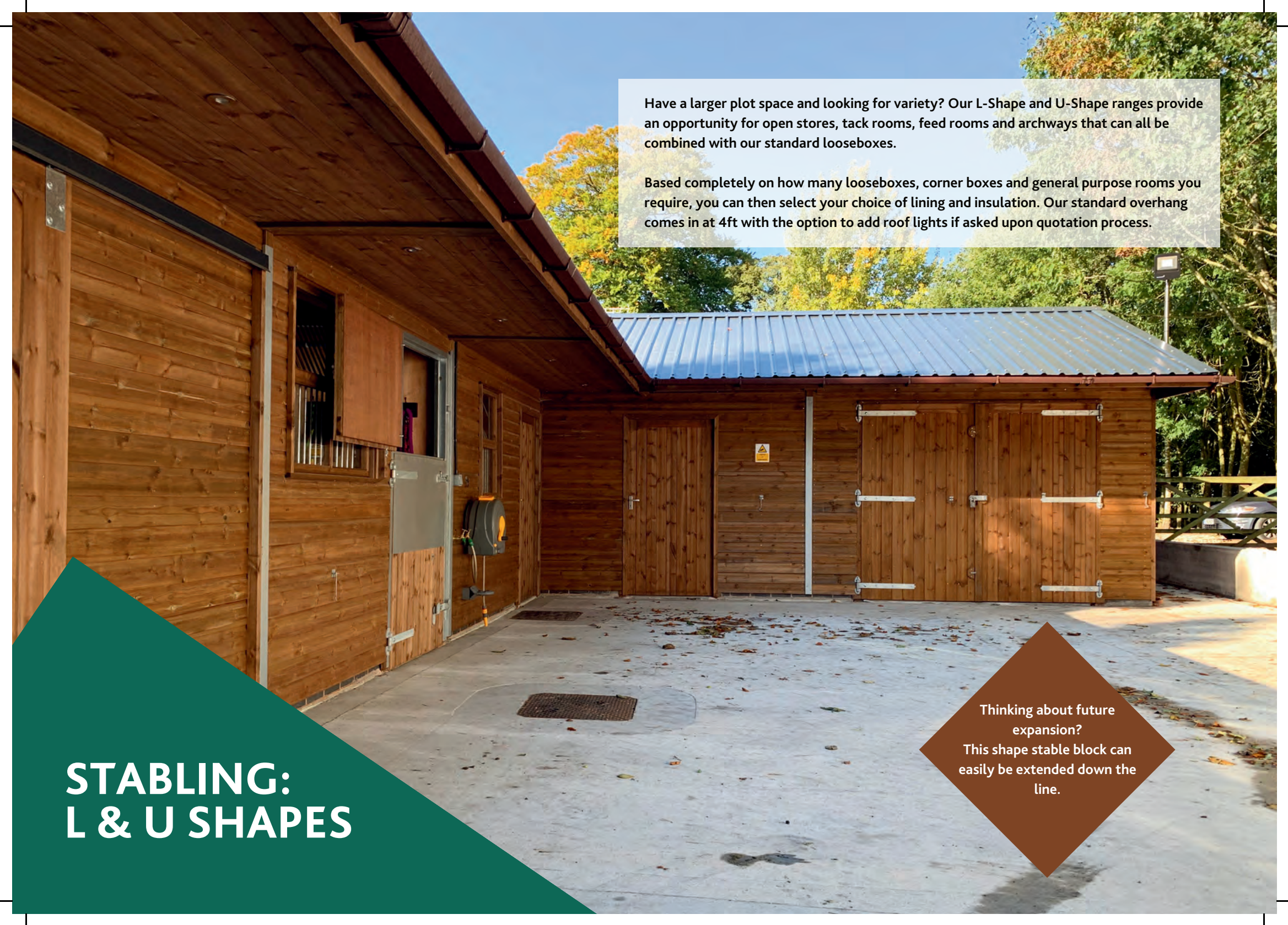
- To eaves 7'4" (2217mm)
- To ridge 11'3" (3430mm)
- OR
- Height:
- To eaves 8' (2440mm)
- To ridge 12'1" (3680mm)

## EXTERNAL OPTIONS:

- Open fodder stores
- Garages
- Archways
- Tack & feed rooms
- Foaling Boxes

Find internal options on page 5





Have a larger plot space and looking for variety? Our L-Shape and U-Shape ranges provide an opportunity for open stores, tack rooms, feed rooms and archways that can all be combined with our standard looseboxes.

Based completely on how many looseboxes, corner boxes and general purpose rooms you require, you can then select your choice of lining and insulation. Our standard overhang comes in at 4ft with the option to add roof lights if asked upon quotation process.

## STABLING: L & U SHAPES

Thinking about future expansion?  
This shape stable block can easily be extended down the line.



## AVAILABLE SIZES

**Standard boxes:**

3m x 3.6m (10' x 12')

3.6m x 3.6m (12' x 12')

4.2m x 3.6m (14' x 12')

**Height:**

To eaves 7'4" (2217mm)

To ridge 11'3" (3430mm)

OR

**Height:**

To eaves 8' (2440mm)

To ridge 12'1" (3680mm)

**Corner boxes:**

5.4m x 3.6m (18' x 12')

4.8m x 3.6m (16' x 12')

## INTERNAL OPTIONS:

- Galvanised sheet steel to inside of top and bottom door
- Louvre windows with grilles
- Steel grilles in partitions between boxes
- Top doors to rear wall
- Kickboard Linings: 12mm (1/2") exterior plywood or 18mm (3/4") OSB (Oriented Strand Board) up to eaves height
- Wide choice of fittings & equipment

Find external options on page 5





Our American Barns are built to stand 34ft wide, providing a central passageway to our range of standard stall sizes ( 10' x 12', 12' x 12' and 14' x 12' height to eaves 8'5", height to ridge 15'3" ). With additional extras our design team can incorporate: looseboxes, tack rooms, storage, wash bays and more, to meet all your requirements.

Internally all store fronts incorporate a bottom loose box door and a galvanised steel viewing grille with a manager access gate. Outside fronts including face of bottom doors are clad with T&G match boarding. Anti-chew strips are fitted to every door frame and grilles. Sliding doors are also an optional extra.  
The perfect building to keep everything in one place!

# AMERICAN BARNs

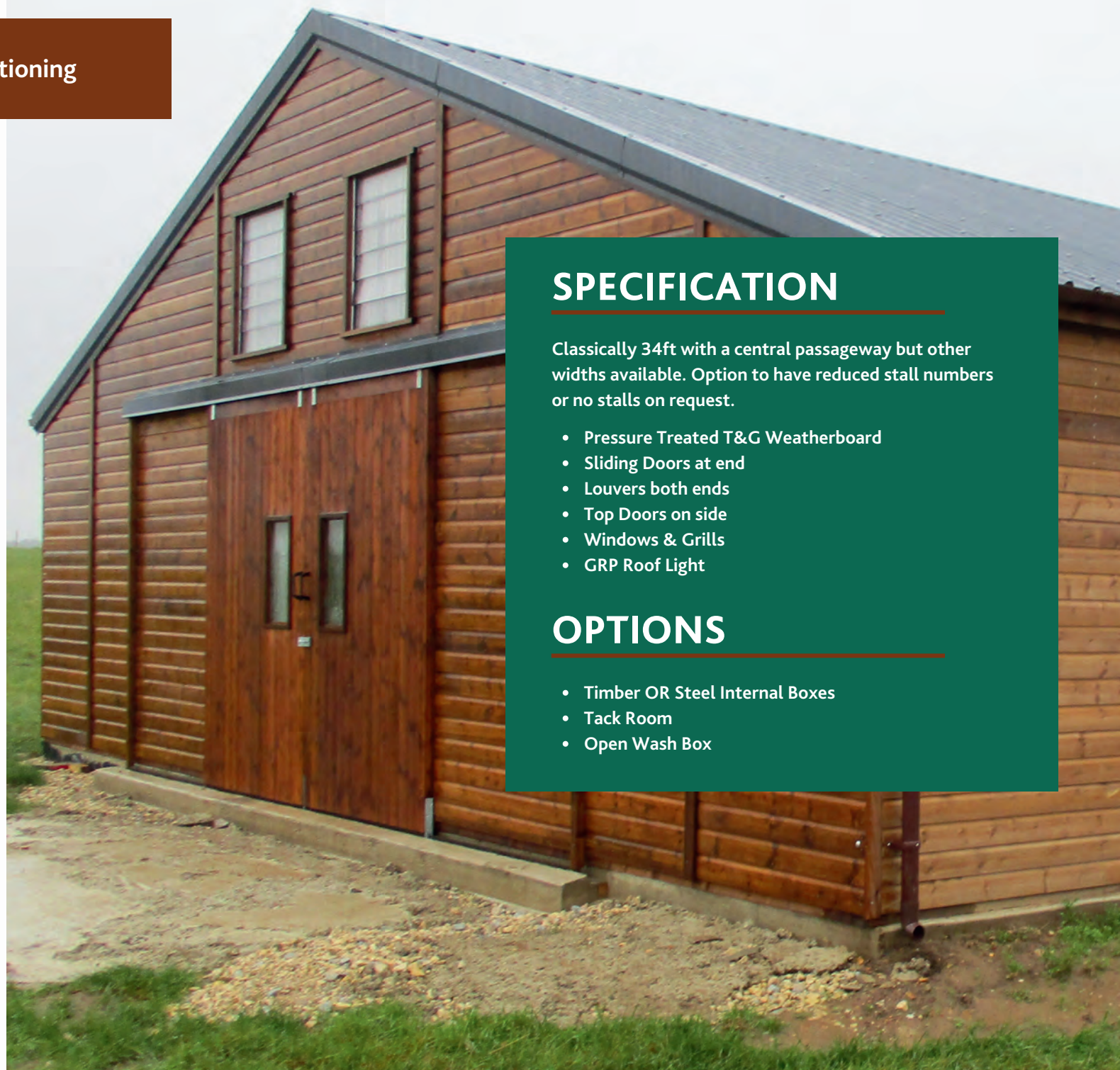
Extra sizes are available  
via steel frame



### Bespoke Partioning



### Windows & Top Doors



## SPECIFICATION

Classically 34ft with a central passageway but other widths available. Option to have reduced stall numbers or no stalls on request.

- Pressure Treated T&G Weatherboard
- Sliding Doors at end
- Louvers both ends
- Top Doors on side
- Windows & Grills
- GRP Roof Light

## OPTIONS

- Timber OR Steel Internal Boxes
- Tack Room
- Open Wash Box





# VERSATILE BUILDINGS

These buildings optimise the definition of versatility. Work with our design team to create a fully flexible floorplan that suits your needs. Whether it be a garage, workshop or storage building, we'll bring your ideas to life.

Versatile buildings are a popular choice for small stable ranges as it allows your creativity to run wild. Incorporating a garage, tack rooms, storage rooms, hay stores with looseboxes to keep everything in one place and organised.



11. VERSATILE BUILDINGS





# SIMPLE STEPS TO YOUR DREAM SET UP

- 1. INITIAL ENQUIRY**  
Chat to our sales team and discuss your future build
- 2. DESIGN OFFICE**  
Initial designs and layouts for customers to show planners, potential financiers etc
- 3. FACTORY PRODUCTION**  
All of our buildings are manufactured by our experienced craftsmen in-house in the East Midlands.
- 4. BUILD**  
Steelwork, trusses, walls and cladding all built onsite by experienced construction professionals
- 5. FINISHING TOUCHES**  
A Harlow build isn't complete until your happy with every aspect of the build






**WE BUILD &  
DELIVER ACROSS  
THE UK**





A wooden field shelter with a corrugated metal roof and a horse in a stall. The shelter is built on timber skids and has a gabled roof. A horse wearing a white fly sheet is visible in the open stall. The shelter is situated in a grassy field under a blue sky with some clouds.

Ensure safe cover from the elements with a field shelter. Built on timber skids these buildings can be easily towed, meaning planning permission is not normally required.

Add on elements to suit your needs: roof overhang, roof lights, guttering, gates to fit and so on.

**FIELD SHELTERS**



Single Gate Front



Double Gated Front

## AVAILABLE SIZES

### Sizes:

10 x 10' - 16 x 10' - 20 x 10' - 12 x 12'  
20 x 12' - 24 x 12'

### Including:

- Towing hooks at each end
- Ground anchors
- Galvanised towing chains
- Pressure treated weatherboard cladding
- Guttering
- Anti chew to all external corners
- Polyester coated steel roof w/ roof truss for added strength

## OPTIONS:

- No overhang
- Steel skids
- Lining to eaves
- Underlined roof
- Roof lights
- Slip rails (as dividers or front)
- Partition
- Gate to fit opening
- Solid gate
- Front infill panel with loose box door
- Window & guard



From club houses to bars, golf ranges and gym spaces, our sales team are happy to work on any bespoke structure.

All undergo 'from scratch' manufacture providing extra care to guarantee a smooth process.

**SPORT  
FACILITIES &  
OTHER BUILDS**

Custom structures,  
built to your  
specifications

Leicester Forest  
RFC





Home Gym

## ABOUT

There's never a one size fits all approach when it comes to miscellaenous buildings.


We know how varied they can be, so we keep the basics simple and let you come to us with your requirements.

Always built to high specifications, lets arrange a call to discuss your requirements and individual needs for your building.

Golf Range

Fishing Hut





## GARAGES

Made to order every time, we let you come to us with your requirements.

Fitted with Harlow Doors or apertures for a roller shutter.



# ADDITIONAL SERVICES



## SITE VISITS

Want to check suitability before going ahead? We're happy to arrange a complimentary site visit\*

## REPLACEMENTS

Sometimes a whole new build isn't needed, we can amend, alter or add-on where required. Get in touch to discuss.

## RE-ROOFING

The weather takes its toll over time, our expert team can re-roof any building, not just a Harlow Timber one.

\*subject to availability



## METAL ROOF



Vandyke Brown



Juniper Green



Slate Blue



Goosewing Grey

## OTHER



Guttering  
(Black/Brown)



Recycled Plastic  
Plinth



Clock Towers



GRP Roof Lights

## FELT TILES



Two-tone Red



Two-tone Green

## DOORS & STALLS



Sliding



Double



Stable Door



Personnel



Internal  
Stalls



American Barn  
Stalls

# FINISHES & FITTINGS



Our buildings are made from the finest Scandinavian redwood which can be insulated and lined to create a warm cosy feel. As well as keeping the external look of traditional timber clad buildings

## STABLE SPECIFICATIONS

### Exterior Panels:

50mm x 75mm (2" x 3") timbers approx 600mm centres. All bottom rails & door posts are pressure treated. Exterior Cladding: 19mm (3/4") PT&G moulded weatherboarding BS 4072 Rot-proof Pressure Treatment.

### Partitions:

50mm x 75mm (2" x 3") timber framework in 7ft sections. Covered both sides with 12mm (1/2") exterior grade plywood, or 18mm OSB (Orientated Strand Boards). As standard, partitions are lined to eaves only, to allow free movement of air throughout the building. Partitions can be lined to ridge on request.

### Stall fronts:

A lower loose box door and galvanised steel viewing grille with manger access gate. Cladded with T&G matchboarding. Anti-chew strips fitted to door frames and grilles. Sliding doors also available

### Roof:

Polyester coated steel box profile in either slate blue or juniper green are laid on top of a 15mm OSB sub roof. This sits on top of ex 50mm x 125mm (2" x 5") purlins bolted with steel brackets to partitions and gable ends. Alternatively, a roof can be finished with mineralised felt tiles that sits on top of an 18mm sub roof. Felt tiles are available in 2 tone green, slate blue or 2 tone red. (colour samples available upon request)

### Overhang:

A 1.2m (4') wide overhang comprising of ex 16mm (5/8") T&G treated matchboard. 1.8m (6') overhang is available, support posts are required with a 6' overhang.

### Stable Doors (top & bottom):

2124mm x 1125mm (7' x 3'8 1/4") x 50mm (2") thick, with pressure treated T&G boarding on the outside and 12mm (1/2") exterior grade plywood on the inside face. All door ironmongery is galvanised and of heavy duty. Bottom door has kick over bolt fitted. Door frames are protected with anti-chew strips to floor level, and to outside of bottom door. Extra anti-chew on inside of door available on request.

### Tack room doors:

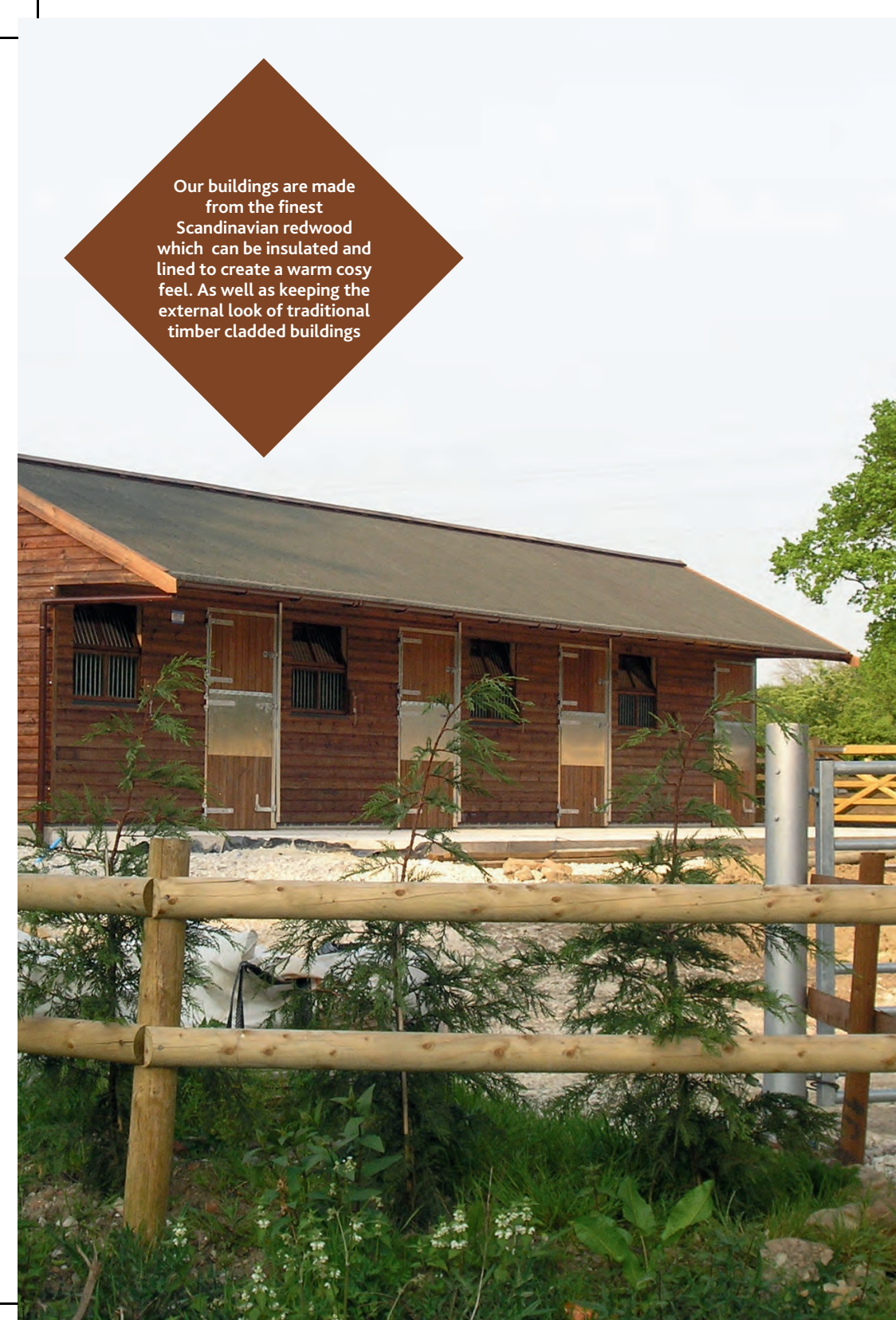
1980mm x 838mm (6'6" x 2'9") framed, legged and braced doors fitted with a 5 lever BSS insurance lock and furniture.

### Windows:

Manufactured with unsorted Scandinavian redwood. Made in two parts with the top half opening inwards. Windows are glazed with clear Perspex and have a strong galvanised steel guard fitted as standard.

### Guttering:

Heavy duty PVC rainwater gutters, in brown or black, with appropriate downpipes to each side of the building.





## Q&A

### 1. WHAT ARE YOUR LEAD TIMES?

We aim to work within a 6-10 week period, however we know each build has it's own unique requirements. Give us a call to discuss firmer dates.

### 2. WHAT ARE YOUR DELIVERY AREAS?

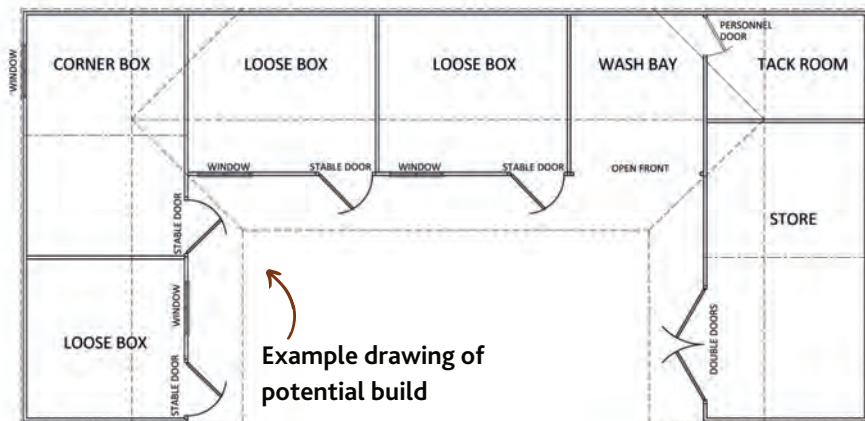
We deliver across the United Kingdom & Europe (subject to delivery fee)

### 3. WILL TIMBER LAST A LIFETIME?

Being a natural product it does have a lifespan. However Harlow Timber builds are known for quality, with treated timber we'd expect to last decades. Maintenance is required to assist logenvitty.

### 4. HOW TO MAINTAIN IT'S FINISH?

Keep your timber looking as new with a weatherproof sealant & regular timber maintenance (eg: suitable exterior pint/stain).



## BASEWORK

We do not provide groundwork services, however our recommendations are:

Concrete floor with a single course of engineering bricks, to carry the sections to act as a dampcourse with a DPC membrane.

Brickwork plans will be provided complimentary as part of the service provided.

## IN-HOUSE DESIGN & INSTALLATION

Between our team we have a collective 100+ years of experience with stabling builds.

Our technical in-house installation team will deliver and erect the building. We work on a efficient yet safe timeline, with a keen eye for detail.

We can assist with planning permission as required, including plan creation dependent on your build.







Our Team



Experts in their field, with 100+ years of combined experience

CONTACT US

[stablesandshelters@harlowbros.co.uk](mailto:stablesandshelters@harlowbros.co.uk)

01509 842561





Proud to have provided stables to leading racecourses  
Ascot - Doncaster - Aintree - Epsom - Huntingdon

Part of the **Harlow**  
Timber Group